SECTION BOOKLET

1 Introduction to Impact ECU

3 guides · compiled Oct 14, 2026 · https://help.impactwiringsolutions.com/section/introduction-to-impact-ecu
Each guide keeps its own page numbers and version stamp. The newest versions are always online.

Contents

1	Overview	v1.0	Jul 19, 2025	2 p.
2	Connecting To TunerStudio	v1.0	Sep 27, 2026	2 p.
3	Safety and Compliance Information	v1.0	Jul 20, 2025	1 p.

Section 1: Introduction to Impact ECU and Tunerstudio

Congratulations on choosing Impact ECU, a powerful & versatile Plug'n'Play Engine Control Module designed for high-performance tuning and customization.

With the Tunerstudio software, Impact ECU provides you with advanced control, real-time monitoring, and precision tuning for a range of applications; from daily riding to competitive motorsports.

This section provides a foundation for understanding the functionality and scope of the Impact ECU & TunerStudio system. Continue through this manual to explore detailed instructions on software features, diagnostics, and maintenance guidelines.

Overview

Impact ECU integrates seamlessly with Tunerstudio's software, offering a comprehensive suite for engine management and data analysis. TunerStudio’s intuitive interface & robust features allow both novices and professionals to monitor, tune, and optimize their engine parameters in real time.

Key Features and Benefits:

• **Real-Time Engine Monitoring**
Tunerstudio provides live data on critical engine parameters, including RPM, fuel pressure, air-fuel ratio, boost levels, and more, helping you monitor performance at a glance.

• **Customized Tuning Options**
Tailor engine settings to specific performance goals. Adjust fuel maps, ignition timing, and boost levels to meet the demands of each riding condition.

• **Advanced Data Logging and Analysis**
Record and review key performance data to gain insights into engine behavior. Analyze data logs to refine tuning parameters and improve overall efficiency.

• User-Friendly and Configurable Interface
TunerStudio’s interface allows for a customizable dashboard where you can arrange critical readouts to suit your preferences, ensuring ease of access to essential data.

System Requirements and Installation

To use Tunerstudio with Impact ECU, ensure :your setup meets the following ***minimum Requirements:***

• Operating System: Windows 10 or higher.
• Hardware: Minimum 4GB RAM, 2GHz processor, and 500MB available storage.
• Connection: USB port for direct communication with Impact ECU.

How To Link Your PC With The Impact ECU

Tunerstudio by EFI Analytics is a third party commercial tuning application application needed while working with Impact ECU. TunerStudio is available on Windows, Mac and Linux.

Download Tunerstudio

Tunerstudio can be downloaded and installed by navigating in your computer's web browser to the following links:

Windows:
http://go.impactwiringsolutions.com/windows

MacOS:
https://go.impactwiringsolutions.com/macos

Connecting Your ECM With Tunerstudio

Step 1: Open Tunerstudio Software

Open the TunerStudio software and click ***"Create New Project"*** as shown in the image below.



Step 2: Project Settings

After clicking ***"Create New Project",*** you will see a screen where you can name the project. We recommend creating a separate project for each unique vehicle. This is also an ideal time to ***connect the USB cable to both the ECM and your PC.***

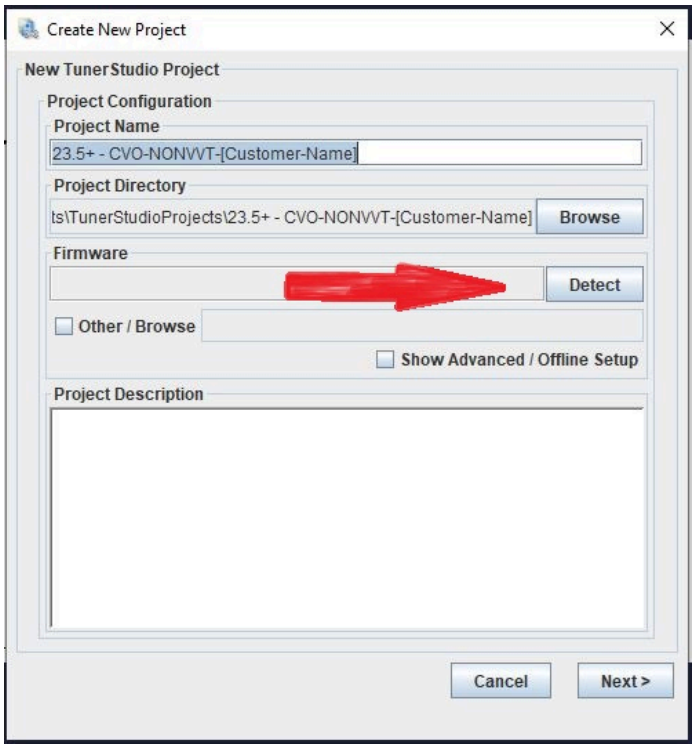

Ensuring that your ECM is connected to your PC via USB, click "Detect" and wait a few moments for the software to detect the ECM. When Tunerstudio has successfully detected your ECM, just click ***"Accept"*** as shown in the images below.

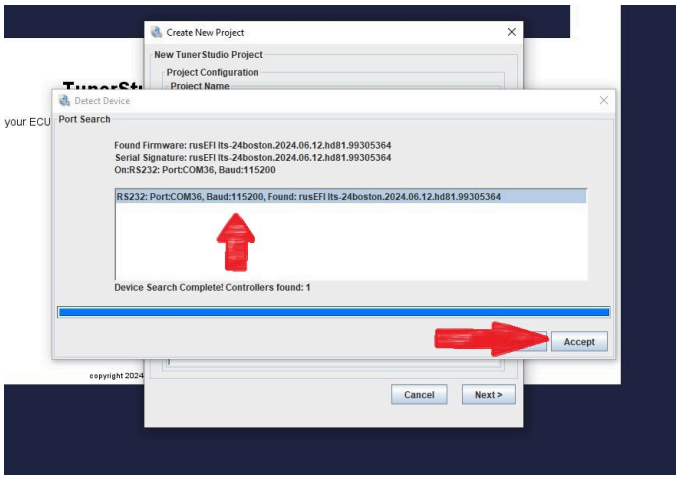

After this, hit ***"Next >"***, select your preferences, and then click ***"Finish"*** to complete the project setup.

Step 3 - Tunerstudio Interface

If you see the screen below, you have successfully created a Project and connected to the ECM.

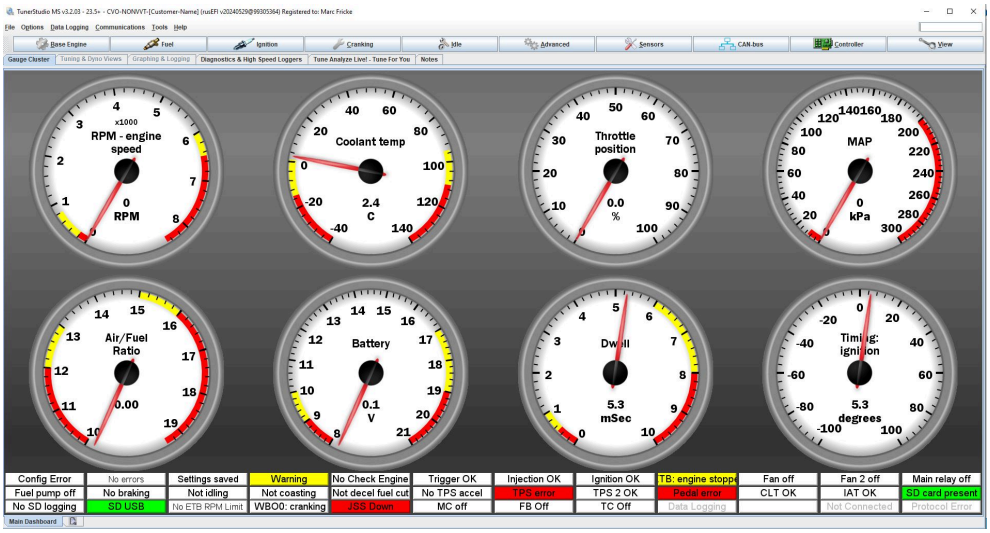

Important Safety and Compliance Information

Important: Please remove your motorcycle's Radio & Main Fuse prior to installation of your Impact ECU

Compliance and Updates: Periodically check for firmware updates from Impact Wiring Solutions to ensure optimal performance and compliance with the latest standards.